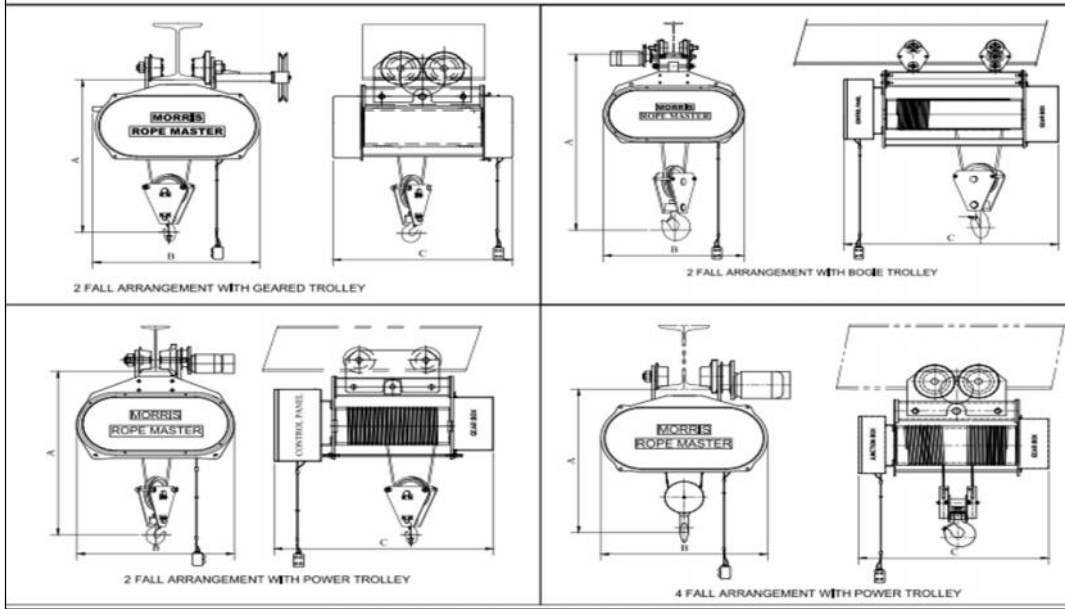


MORRIS ROPE MASTER WIRE ROPE HOIST - SHORT LIFT - TECHNICAL SPECIFICATION

General Details	Capacity /safe working load	Tonnes	1.0	1.0	2.0	2.0	3.0	3.0	5.0	5.0
	Clear Lift	m	6.0	12.0	12.0	6.0	12.0	6.0	12.0	6.0
	Number Of Falls	-	4	2	2	4	2	4	2	4
	Wire Rope Dia.	mm	6.0	8.0	10.0	8.0	12.0	10.0	16.0	11.0
	Wire Rope Construction	-	6 x 19	18 x 7	18 x 7	6 x 36	18 x 7	6 x 36	18 x 7	6 x 36
	Test Load	Tonnes	1.25	1.25	2.50	2.50	3.75	3.75	6.25	6.00
	Hoisting Speed	m/min	5.00	5.00	5.00	5.00	6.00	6.00	3.25	3.25
	Hoisting Motor Power	hp	1.50	1.50	3.00	3.00	5.00	5.00	5.00	5.00
	Cross TravelSpeed	m/min	18.0	18.0	18.0	18.0	18.0	18.0	12.0	12.0
	Cross Travel Motor Power	hp	0.25	0.25	0.25	0.25	0.50	0.50	0.50	0.50
Dimensions	Head Room For Bogie trolley (A)	mm	900	1000	1100	900	1150	1100	1400	1200
	Minium Radius of curvature	m.	1.5	1.5	1.5	1.5	2.0	2.0	2.0	2.0
	Head Room For Power /Geared trolley(A)	mm	750	850	950	850	1000	900	1200	1000
	Head Room For Push -Pull Trolley(A)	mm	700	700	800	800	850	850	1000	950
	Head Room For The Fixed Mounting (A)	mm	700	700	800	800	850	850	100	9650
	Width (B)	mm	710	710	710	710	770	770	875	875
Length (C)	mm	1050	1050	1150	1150	1150	1150	1200	1200	
Trolley	Track Width Range -1	mm	100-150	100-150	100-150	100-150	100-150	100-150	125-150	125-150
	Track Width Range -2	mm	180-210	180-210	180-210	180-210	180-210	180-210	180-210	180-210
	Minimum Clear Depth Of The Track	mm	200	200	200	200	200	200	200	250
Geared Push-Pull	Track Width Range -1	mm	100-150	100-150	100-150	100-150	100-150	100-150	125-150	125-150
	Track Width Range -2	mm	180-210	180-210	180-210	180-210	180-210	180-210	180-210	180-210
	Minimum Clear Depth Of The Track	mm	200	200	200	200	200	200	200	250
WEIGHT (APPROX)	Hoist With Trolley	kg	240	240	360	360	425	425	575	575
	Hoist With The Geared Trolley	kg	230	230	350	350	415	415	550	550
	Hoist With Push Pull Trolley	kg	200	200	320	320	NOT APPLICABLE			
	Hoist With Fixed Susoenssion	kg	190	190	300	300	375	375	500	500

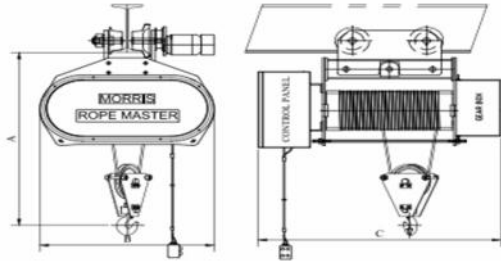
MORRIS ROPE MASTER WIRE ROPE HOIST - SHORT LIFT



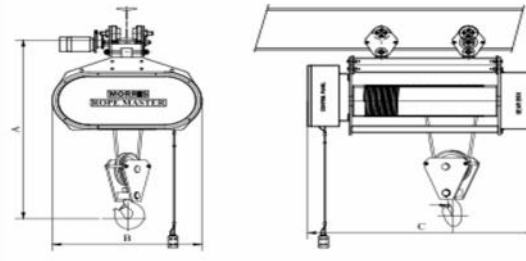
MORRIS ROPE MASTER WIRE ROPE HOIST - MEDIUM LIFT - TECHNICAL SPECIFICATION

			1.0	1.0	1.0	2.0	2.0	2.0	3.0	3.0	5.0	5.0
General Details	Capacity /safe working load	Tonnes	1.0	1.0	1.0	2.0	2.0	2.0	3.0	3.0	5.0	5.0
	Clear Lift	m	16.0	20.0	25.0	16.0	20.0	25.0	16.0	20.0	16.0	20.0
	Number Of Falls	-	2	2	2	2	2	2	2	2	2	2
	Wire Rope Dia.	mm	8.0	8.0	8.0	10.0	10.0	10.0	12.0	12.0	16.0	16.0
	Wire Rope Construction	-	18 X7	18 x7	18 x7	18 x7	18 x7	18 x7	18 x7	18 x7	18 x7	18 x7
	Test Load	Tonnes	1.25	1.25	1.25	2.50	2.50	2.50	3.75	3.75	6.25	6.25
	Hoisting Speed	m/min	5.00	5.00	5.00	5.00	6.00	6.00	3.25	3.25	3.25	3.25
	Hoisting Motor Power	hp	1.50	1.50	1.50	3.00	5.00	5.00	5.00	5.00	5.00	5.00
	Cross TravelSpeed	m/min	18.0	18.0	18.0	18.0	18.0	18.0	18.0	18.0	12.0	12.0
	Cross Travel Motor Power	hp	0.25	0.25	0.25	0.25	0.50	0.50	0.50	0.50	0.50	0.50
Dimensions	Head Room For Bogie trolley (A)	mm	1150	1300	1300	1250	1500	1500	1300	1500	1450	1700
	Minium Radius of curvature	m.	1.5	1.5	1.5	2.0	2.0	2.0	2.0	2.0	2.0	2.0
	Head Room For Power trolley(A)	mm	950	1100	1100	1050	1300	1300	1100	1300	1250	1500
	Width (B)	mm	710	710	710	710	710	710	770	770	880	880
	Length (C)	mm	1170	1260	1410	1250	1270	1450	1295	1410	1415	1580
	Track Width Range -1	mm	100-150	100-150	100-150	100-150	100-150	100-150	100-150	100-150	125-150	125-150
	Track Width Range -2	mm	180-210	180-210	180-210	180-210	180-210	180-210	180-210	180-210	180-210	180-210
Weight	Hoist With Trolley	kg	280	320	370	390	420	460	470	510	610	650

MORRIS ROPE MASTER WIRE ROPE HOIST - MEDIUM LIFT



2 FALL ARRANGEMENT WITH POWER TROLLEY

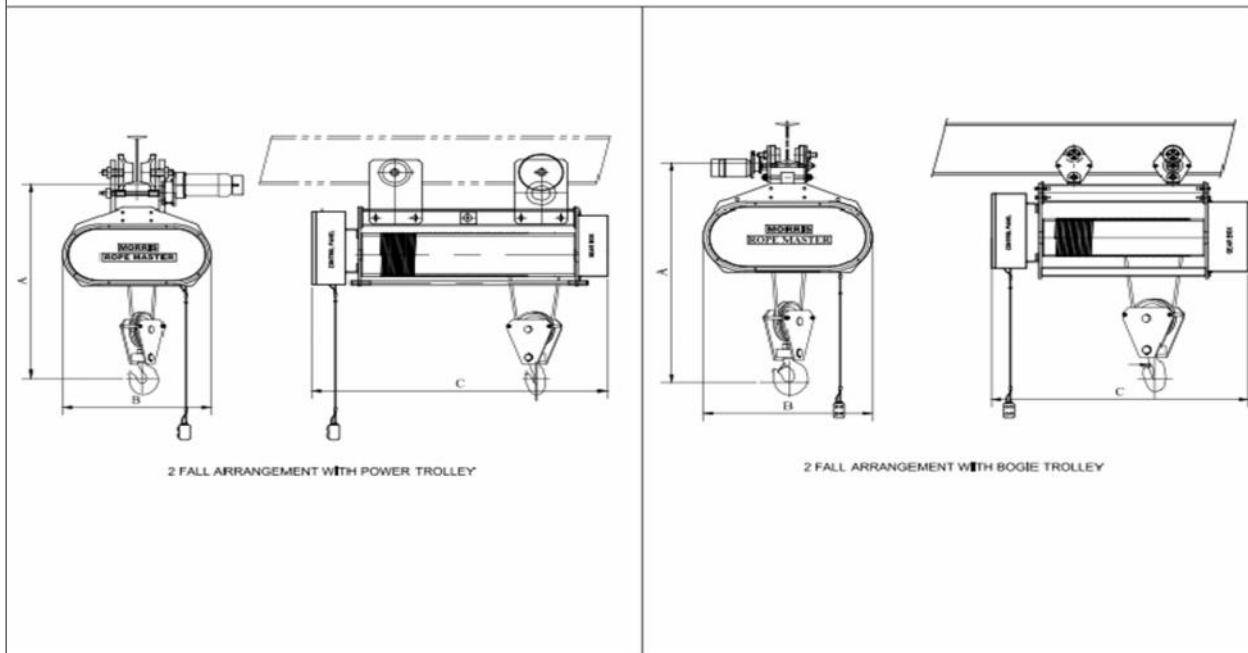


2 FALL ARRANGEMENT WITH BOGIE TROLLEY

MORRIS ROPE MASTER WIRE ROPE HOIST - HIGHER LIFT - TECHNICAL SPECIFICATION

General Details	Capacity /safe working load	Tonnes	1.0	1.0	1.0	1.0	1.0	2.0	2.0	2.0	2.0	2.0
	Clear Lift	m	30.0	35.0	40.0	45.0	50.0	30.0	35.0	40.0	45.0	50.0
	Number Of Falls	-	2	2	2	2	2	2	2	2	2	2
	Wire Rope Dia.	mm	8.0	8.0	8.0	8.0	8.0	10.0	10.0	10.0	10.0	10.0
	Wire Rope Construction	-	18 X7	18 x7	18 x7	18 x7	18 x7	18 x7	18 x7	18 x7	18 x7	18 x7
	Test Load	Tonnes	1.25	1.25	1.25	1.25	1.25	2.50	2.50	2.50	2.50	2.50
	Hoisting Speed	m/min	5.50	5.50	5.50	4.50	4.50	6.50	6.50	6.50	6.50	6.50
	Hoisting Motor Power	hp	2.00	2.00	2.00	3.00	3.00	5.00	5.00	5.00	7.50	7.50
	Cross TravelSpeed	m/min	18.0	18.0	18.0	18.0	18.0	18.0	18.0	18.0	18.0	18.0
	Cross Travel Motor Power	hp	0.25	0.25	0.25	0.25	0.25	0.50	0.50	0.50	0.50	0.50
Dimensions	Head Room For Bogie trolley (A)	mm	1600	1600	1600	1700	1700	1800	1800	1800	2000	2000
	Minium Radius of curvature	m.	1.5	1.5	1.5	1.5	1.5	1.5	1.5	1.5	1.5	1.5
	Head Room For Power trolley(A)	mm	1400	1400	1400	1500	1500	1600	1600	1600	1800	1800
	Width (B)	mm	710	710	710	710	710	710	710	710	710	710
	Length (C)	mm	1460	1580	1720	1720	1830	1500	1630	1765	1923	2035
	Track Width Range -1	mm	100-150	100-150	100-150	100-150	100-150	100-150	100-150	100-150	100-150	100-150
	Track Width Range -2	mm	180-210	180-210	180-210	180-210	180-210	180-210	180-210	180-210	180-210	180-210
Weight	Hoist With Trolley	kg	280	420	470	520	620	500	540	580	620	660

MORRIS ROPE MASTER WIRE ROPE HOIST - HIGHER LIFT

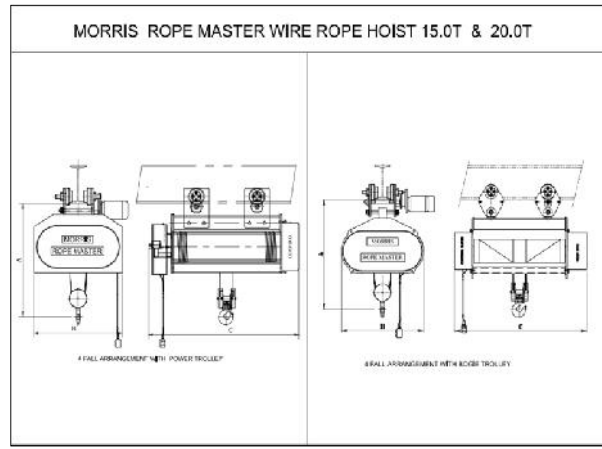
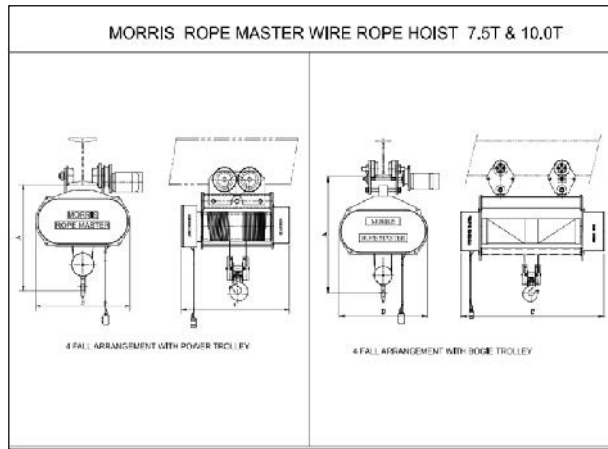


MORRIS ROPE MASTER WIRE ROPE HOIST - HIGHER LIFT - TECHNICAL SPECIFICATION

General Details	Safe working load	3.0	3.0	3.0	3.0	3.0	3.0	5.0	5.0	5.0	5.0	5.0	5.0
	Clear Lift	25.0	30.0	35.0	40.0	45.0	50.0	25.0	30.0	35.0	40.0	45.0	50.0
	Number Of Falls	2	2	2	2	2	2	2	2	2	2	2	2
	Wire Rope Dia.	12.0	12.0	12.0	12.0	12.0	12.0	16.0	16.0	16.0	16.0	16.0	16.0
	Wire Rope Construction	18 x7	18 x7	18 x7	18 x7	18 x7	18 x7	18 x7	18 x7	18 x7	18 x7	18 x7	18 x7
	Test Load	3.75	3.75	3.75	3.75	3.75	3.75	6.25	6.25	6.25	6.25	6.25	6.25
	Hoisting Speed	6.50	6.50	5.50	5.00	6.00	6.00	4.00	4.00	4.00	4.00	3.25	3.25
	Hoisting Motor Power	5.00	5.00	5.00	5.00	5.00	5.00	7.50	7.50	7.50	7.50	5.00	5.00
	Cross TravelSpeed	18.0	18.0	18.0	18.0	18.0	18.0	12.0	12.0	12.0	12.0	12.0	12.0
	Cross Travel Motor Power	0.50	0.50	0.50	0.50	0.50	0.50	0.50	0.50	0.50	0.50	0.50	0.50
Dimensions	Head Room For Bogie trolley (A)	2050	2050	2050	2050	2150	2150	2100	2100	2100	2100	2300	2300
	Minium Radius of curvature	m.	2.0	2.0	2.0	2.0	2.0	2.0	2.0	2.0	2.0	2.0	2.0
	Head Room For Power trolley(A)	1850	1850	1850	1850	1950	1950	1900	1900	1900	1900	2100	2100
	Width (B)	770	770	770	770	770	770	880	880	880	880	880	880
	Length (C)	1570	1700	1845	1840	1980	2120	1635	1820	2000	1870	2015	2160
	Track Width Range -1	100-150	100-150	100-150	100-150	100-150	100-150	125-150	125-150	125-150	125-150	125-150	125-150
	Track Width Range -2	180-210	180-210	180-210	180-210	180-210	180-210	180-210	180-210	180-210	180-210	180-210	180-210
Weight	Hoist With Trolley	550	590	630	670	710	750	690	730	770	810	850	890

MORRIS ROPE MASTER WIRE ROPE HOIST - 7.5T , 10.0T, 15.0T & 20.0T -TECHNICAL SPECIFICATION

General Details	Capacity /safe working load	Tonnes	7.5	7.5	7.5	10.0	10.0	10.0	15.0	15.0	15.0	20.0
	Clear Lift	m	6.0	12.0	16.0	6.0	12.0	16.0	6.0	12.0	16.0	16.0
	Number Of Falls	-	4	4	4	4	4	4	4	4	4	4
	Wire Rope Dia.	mm	14.0	14.0	14.0	16.0	16.0	16.0	18.0	18.0	18.0	20.0
	Wire Rope Construction		6 X36	6 X36	6 X36	6 X36	6 X36	6 X36	6 X36	6 X36	6 X36	6 X36
	Test Load	Tonnes	9.38	9.38	9.38	12.50	12.50	12.50	18.0	18.0	18.0	25.00
	Hoisting Speed	m/min	4.00	4.00	4.00	4.00	4.00	4.00	2.5	2.5	2.5	2.00
	Hoisting Motor Power	hp	10.00	10.00	10.00	12.50	12.50	12.50	12.5	12.5	12.5	15.0
	Cross TravelSpeed	m/min	12.0	12.0	12.0	12.0	12.0	12.0	12.0	12.0	12.0	15.0
	Cross Travel Motor Power	hp	1.00	1.00	1.00	1.00	1.00	1.00	1.0	1.0	1.0	1.00 X2
Dimensions	Head Room For Bogie trolley (A)	mm	1800	1300	1300	1250	1500	1500	1800	1800	1800	1950
	Minium Radius of curvature	m.	2.5	2.5	2.5	2.5	2.5	2.5	1600	1600	1600	1750
	Head Room For Power trolley(A)	mm	1600	1100	1100	1050	1300	1300	3	3	3	3
	Width (B)	mm	1070	710	710	710	710	710	1120	1120	1120	1190
	Length (C)	mm	1400	1260	1410	1250	1270	1450	1720	2250	2600	2500
	Track Width Range	mm	150-210	150-210	150-210	150-210	150-210	150-210	150-210	150-210	150-210	150-210
Weight	Hoist With Trolley	kg	750	1150	1550	850	1250	1650	1200	1500	1800	2000



AUTHORISED DEALER: RAJ INDUSTRIAL STORES

**Address: 32-37-16/5, 75 Feet Road, opp. Ramakrishna Theatre, Visakhapatnam-530001.
 Email: rajvizag@hotmail.com (or) sales.rajindustrial@hotmail.com , Ph: +91-9000271257,
 +91-9440087136**